



SHINING STAR CHRISTIAN SCHOOLS

NEW VIRTUAL SCHOOL
HANDBOOK



CONTENTS

3 MYTHS ON ONLINE LEARNING

11 WHY ONLINE LEARNING

Identity

16 TIPS FOR ONLINE LEARNING

20 HOW TO STAY MOTIVATED WHEN
LEARNING

22 ATTENDANCE/UNIFORM/TECHNOLOGY
USAGE POLICY



MYTHS
ON
ONLINE
LEARNING.



Myth 1

All lecture-based

In fact, there are many ways to interact online!

Chat in Zoom:

students can share their ideas (type down their responses) using the chat feature in zoom

Small Group Discussion:

students will work with their peers on group assignment

1-on-1 Meetings with Teacher

Forum Board:

an online discussion site where people can hold conversations.

Myth 2

All lecture-based

Hands-on activity
&

other more
interactive
learning

also
exists in **online**
learning

Myth 3

You have to teach yourself

Online learning does not mean teachers are not present.

Always reach out to your teacher when you have any questions.

Your peers are another great resources for learning.

Myth 4

Self-Paced...that's bad

Research shows that students who have **more freedom and autonomy** in learning outperformed those who has less **autonomy and control**.

Myth 5

Must be tech Savvy

Many learning platforms are designed in a way way that are **user-friendly** and are easy for the users to navigate.

Moreover, you can always ask for support from your online teacher!

Myth 6

Not accredited

Many online courses
do meet national
standards of learning

&

holds same standard
and accreditation as
traditional schools

Myth 7

Teachers are faceless

You can always reach out to your teachers through email or during their office hour.

You can also set up video conference with your teachers when needed.

A large, vibrant red circle with a hand-painted, brushstroke-like texture is centered on a white background. The background is filled with a pattern of small, black, solid circles of varying sizes, creating a polka-dot effect. The red circle is slightly irregular in shape, with some white space visible inside its edges, giving it a dynamic, artistic feel.

WHY ONLINE
LEARNING?



Improve your technical skills

You may develop your skills in creating document, video, audio, etc.



Accessibility and Flexibility

Course material is always accessible online .



Self-discipline and Responsibility

successful online learning experiences require you to be self-disciplined and self-motivated. These qualities are also important in life.

“

In times where small instructor-led classrooms tend to be the exception, electronic learning solutions can offer more collaboration and interaction with experts and peers, as well as a higher success rate than the live alternative.

KEITH BACHMAN


"To understand their world we must be willing to immerse ourselves in that world. We must embrace the new digital reality. If we can't relate, if we don't get it, we won't be able to make schools relevant to the current and future needs of the digital generation."

IAN JUKES

“

Talk to people.
Connect with them.
Make the
e-learning sound
like it's a
conversation
between people.
Real people, not
robots.

CAMMY BEAN



TIPS FOR ONLINE LEARNERS

TIPS FOR ONLINE LEARNERS



1

CREATE A STUDY PLACE

Remove distraction (cell-phone, bed, food, etc.)
Better to study in the same place

2

SET DAILY GOALS

Setting a goal could help you stay on track on your work
and could also help you fight procrastination

3

BE ACCOUNTABLE

Turning in assignments on time
Participate in discussion

4

TAKE BREAKS

Move your muscles & Take a walk
Talk with friends



TIPS FOR ONLINE LEARNERS



5

PRACTICE PATIENCE

Remember, it is never easy to learn new things!
Be patient with yourself and give yourself more time

6

ASK FOR HELP

Teacher is one of your greatest resource, do not hesitate to reach out to them when needed! (writing an email, etc.)

7

EFFECTIVE TIME MANAGEMENT

Time management is important because it helps you become more productive and can also reduce your stress level

8

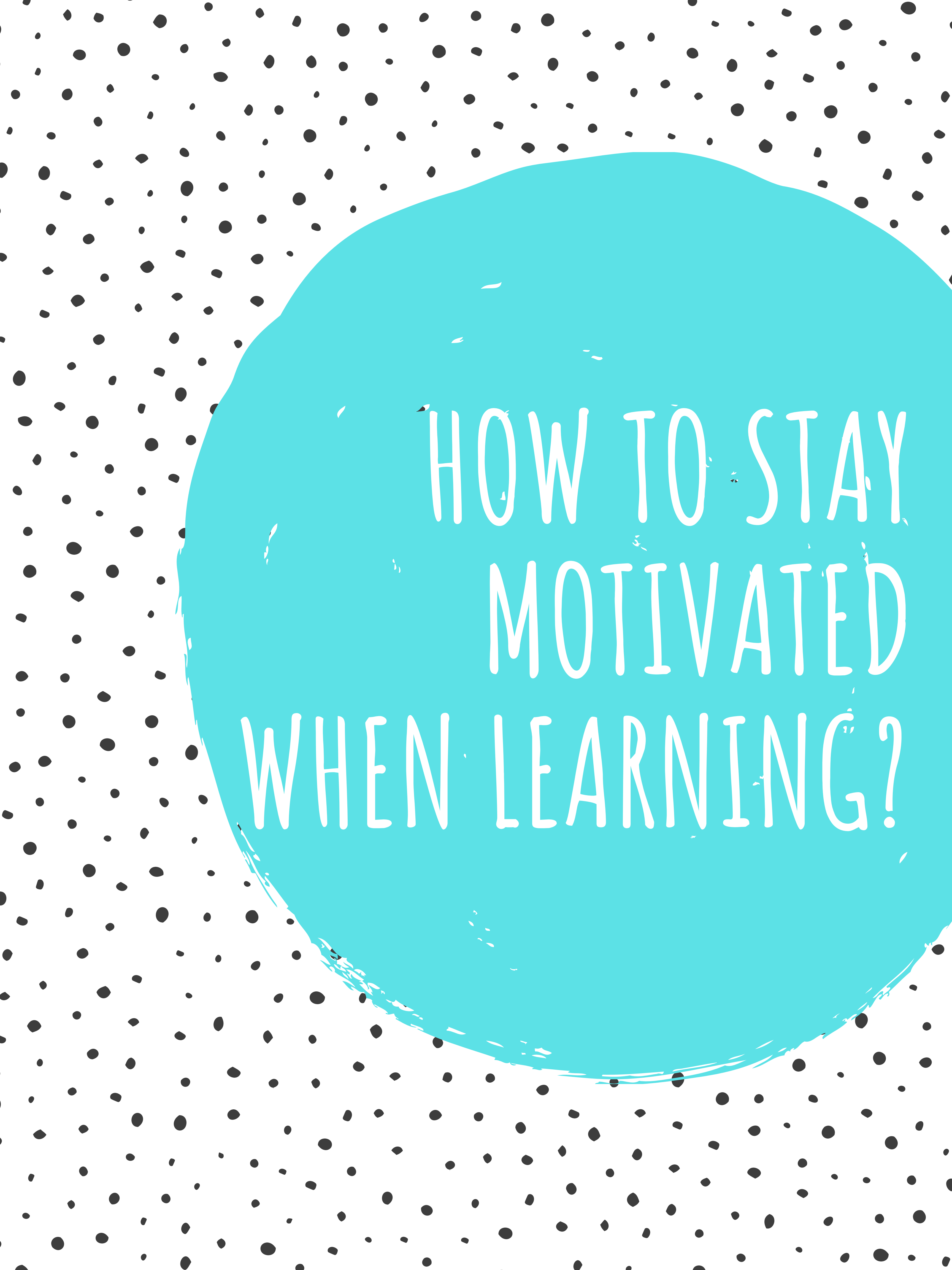
CONNECT WITH OTHERS

Making connections with your peers and teachers is one of the most important part of online learning. Don't forget to do so!



Become an Active Learner

1. Ask a lot of questions
2. Participate in discussions
3. Take notes
4. Review your notes
5. Do the assigned readings
6. Come up with your own questions
7. Share what you have learned with others
8. Try to apply what you have learned into real-life situations



HOW TO STAY
MOTIVATED
WHEN LEARNING?



STAY MOTIVATED

Reach Out to Teachers

Find Reliable study partner

Create doable goals

Stay Positive

Reward Yourself



ATTENDANCE POLICY

The online attendance policy will be similar to the current policy with the following changes:

1. Attendance will be taken during their morning virtual homeroom starting at 8:00am.
2. Student attendance will be checked during live classroom meetings .
3. Students will be marked tardy if they are more than 5 minutes late to a live classroom meeting.
4. In cases where there is no internet connectivity or a device, learning packets will be used until connectivity can be restored or a device has been picked up.

UNIFORM POLICY

The online uniform policy will be similar to the current policy with the following changes:

1. Students are encouraged to wear their Shining Star polo or any blue collared shirt for Zoom Live Lessons.
2. Scholars wearing Shining Star polos or any other blue collared shirt will receive positive dojo points.
3. On Fridays scholars will still be encouraged to wear a Shining Star T-shirt, a Shining Star polo, or a blue collared shirt. We will have occasional dress down days.
4. Treat the virtual classroom as you would a live classroom. Come dressed in clothing appropriate for a school setting, no pajamas.

Technology Usage Policy

1:1 Devices:

students will get their own Chromebooks

Usage:

The technology is, in fact, an integral part of the students' curriculum. Students will use the technology daily to access Clever, FLVS, Zoom, and Google Account.

Students may be directed to use the computers for other purposes including accessing the internet to use in the making of reports or projects with access to computers comes the availability of material that may not be considered to be of educational value in the context of the school setting.

1. REMEMBER YOUR USERNAME AND PASSWORD
2. BE ON TIME FOR EVERY LESSONS/MEETINGS



CLEVER
FLVS
DOJO
ZOOM
GOOGLE ACCOUNT

Technology Usage Policy

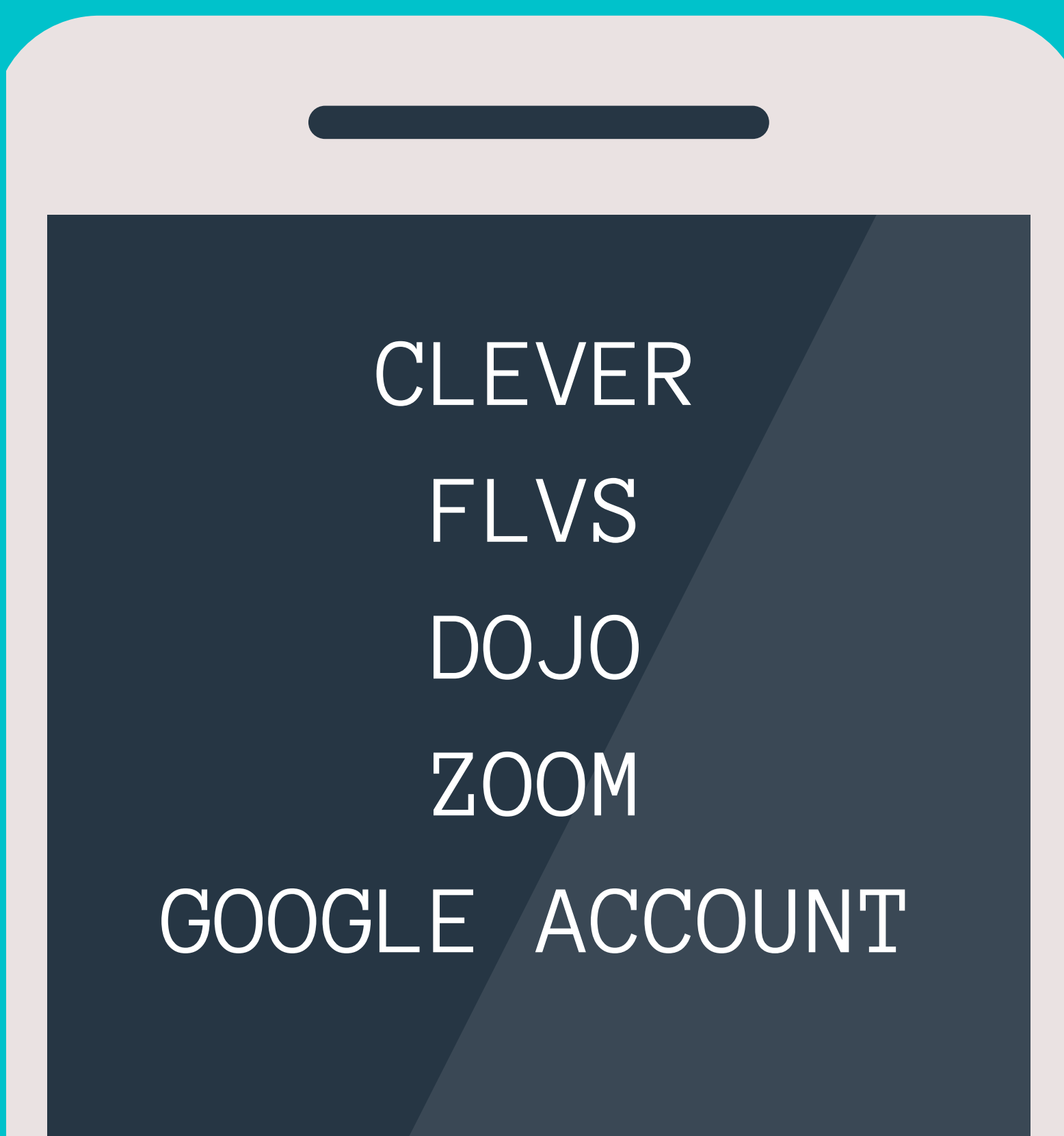
Restrictions:

Shining Star Christian Schools has taken precautions to restrict access to controversial materials. However, on the global network it is impossible to control all materials, and inappropriate information may be found. We believe that the valuable information and interaction available on the internet outweigh the possibility that users may obtain material that is not consistent with the philosophy or educational goals of Shining Star Christian Schools.

Belief:

With this in mind, we believe that it is imperative to teach our students about making Christian choices regarding the type of material they access. It is our belief that by training our students how to deal with objectionable material now, they will be better suited to make the same type of value judgments as adults.

3. STUDENTS SHOULD PROTECT THEIR USERNAMES AND PASSWORDS



CLEVER
FLVS
DOJO
ZOOM
GOOGLE ACCOUNT

School Culture

FACE FORWARD

ON TIME

CONTINUOUS PARTICIPATION

UNIFORM

SELF-CONTROL



SHINING STAR
CHRISTIAN SCHOOLS